

## US Satellite\*

Recommended since 30.11.2020

06.12.2024



Country US	Market capitalization (bn) USD	691.1	Perf. since reco. (%)	
Sector Banks	Free float	99.6%	JPMorgan Chase & Co.	108.2
Factset JPM-US	Closing price USD	245.48	Sector	69.7
ISIN US46625H1005	ESG Risk score*	27.3	Medium risk	

### Profile

JPMorgan Chase is a global and diversified banking institution employing 257,000 people worldwide. With \$3.3 trillion in assets on its balance sheet, JPM is the largest American bank. It operates in the following business segments: Retail Banking (48%), Investment Banking (32%), Commercial Banking (8%), and Asset and Wealth Management (12%). The company was founded in 1968 and is headquartered in New York.

### Strengths/opportunities

- Ⓜ A highly diversified company with a bias towards market-sensitive businesses.
- Ⓜ A very good track record in risk management and Best-in-Class management.
- Ⓜ A solid balance sheet and a high solvency ratio.

### Weaknesses/threats

- Ⓜ High (but diversified) exposure to the oil sector on a reported basis.
- Ⓜ The outlook is still somewhat timid, due to cautious management.

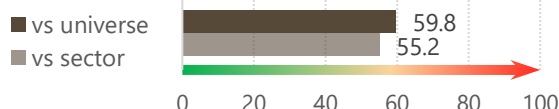
### Investment case

- Ⓜ In an environment marked by continuing economic uncertainties, we favour high quality banking groups with a proven track record in terms of risk management such as JPMorgan. This is reflected, for example, through high-quality credit card exposure, with 85% of loans having a good credit score (FICO scores above 660). But also by a prudent provisioning policy, based on economic stress assumptions that are more conservative than those of its peers.
- Ⓜ But JPM is also a powerful growth driver, outperforming its diversified competitors in both up and down periods. This is the result of regular investment in a technologically advanced platform that remains at the forefront of the industry. This makes it possible to capitalise even better on the Group's size effect and to continue to gain market share.
- Ⓜ The Group's sensitivity to an increase in interest rates is slightly higher than the industry average, which puts JPM in a good position to capitalise on the rise in US interest rates.

### Valuation

JPM is trading at a slight premium to the industry on a 25<sup>e</sup> P/E basis because it offers a much more resilient profile. On a 25<sup>e</sup> P/BV basis the premium is consistent with a ROE, 45% higher than the sector.

### ESG risk vs. universe & sector (percentile)\*



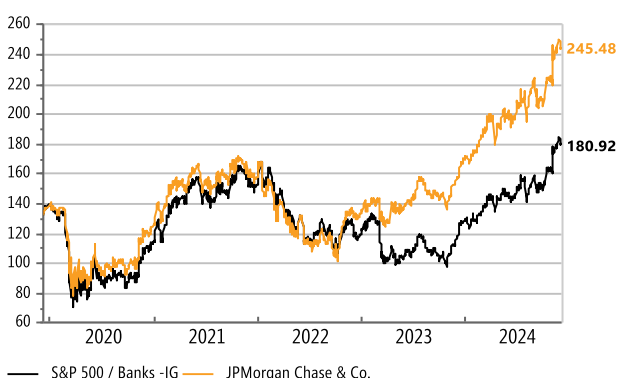
USD	12/2023	2024e	2025e
Sales revenue (mio)	158 104	174 864	170 459
Sales growth	22.9%	10.6%	-2.5%
EBIT adjusted (mio)	73 198	80 337	73 901
% of sales	46.3%	45.9%	43.4%
Net income (mio)	49 261	53 734	48 037
Net income growth	31.4%	9.1%	-10.6%
CET1	15.0%	15.1%	15.3%
ROE	15.6%	15.6%	13.4%
Dividend yield	2.0%	2.0%	2.1%
PE	10.5x	13.4x	14.6x
P/BV	1.6x	2.1x	2.0x

Factset estimates

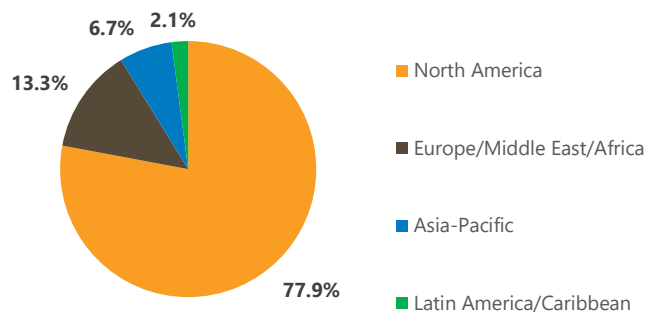
### ESG - risks and key points

- Ⓜ JPM falls into the medium-risk category, in line with the sector, because despite its good governance, the Group has been subject to many controversies. However, those that persist are minor.
- Ⓜ The Group does not particularly stand out in terms of product governance, where there is not enough control.
- Ⓜ The Group's investments meet ethical and environmental criteria that are higher than the average for the sector.

### 5-year performance vs sector



### Sales breakdown - 12/2023



\*: see overleaf

# Glossary

## Satellite

From 2015, B&Cie separates its investment recommendations into Core Holdings (higher organic growth potential, high free cash flow, ROCE in excess of the cost of capital and balance sheet efficiency throughout the cycle) and Satellite Recommendations, which do not meet the above criteria but are likely to outperform in the short-to-medium term.

## ESG Risk Score

At B&Cie, we take particular care to ensure that the companies in which we recommend investing are sustainable. Accordingly, our selection process takes account of risks relating to environmental, social and governance (ESG) issues. This approach is underpinned by research from Sustainalytics, the global leader in ESG and corporate governance analysis, whose methodology aims to identify major controversies and risks and assess a company's ESG risks relative to both its sector and the investment universe as a whole. The corresponding score is expressed as a percentile: the lower the overall risk score, the lower the risk within the investment universe.

## b-Digital, b-Transition & b-Well

Over and above the conventional geographical and sectoral approaches to asset management, at B&Cie we believe the world of tomorrow is being shaped by structural trends. We have identified three main megatrends: ongoing digital globalisation of the economy; economic transition, particularly in the energy sector; and the quest for wellness. We believe selecting and investing in companies that play an active role in these transformations should lead to more resilient portfolios that generate higher long-term returns. Our investment recommendations in the digital globalisation space are labelled "b-Digital", those in the economic transition space "b-Transition" and those in the wellness space "b-Well". A given recommendation may fall under more than one theme, in which case it will carry the relevant matching labels.

## Offices & Branches

### Bordier & Cie Genève

Rue Rath 16  
CH-1204 Genève  
Case postale  
CH-1211 Genève 3  
T + 41 58 258 00 00  
F + 41 58 258 00 40

### Bordier & Cie Berne

Spitalgasse 40  
Case postale  
CH-3001 Berne  
T + 41 58 258 07 00  
F + 41 58 258 07 10

### Bordier & Cie Nyon

Rue de la Porcelaine 13  
CH-1260 Nyon  
Case postale 1045  
CH-1260 Nyon 1  
T + 41 58 258 07 50  
F + 41 58 258 07 70

### Bordier & Cie Zurich

Talstrasse 83  
CH-8001 Zürich  
T + 41 58 258 05 00  
F + 41 58 258 05 50

### Bordier & Cie (France) S.A.

1, rue François 1er  
75008 Paris – France  
T + 33 1 55 04 78 78  
F + 33 1 49 26 92 48

### Bordier & Cie (Uruguay) S.A.

Costa Rica 1661, oficina 8  
11500 Montevideo  
Uruguay  
T + 598 2604 7083

### Bordier & Cie (Singapore) Ltd

CapitaGreen #14-00  
138 Market Street  
Singapore 048946  
T + 65 6239 9999  
F + 65 6239 9998

### Bordier Bank (TCI) Ltd

Leeward Highway  
Caribbean Place  
Providenciales  
Turks and Caicos  
T + 1 649 946 45 35  
F + 1 649 946 45 40

This document has been issued for information purposes and is exclusively supplied by Bordier & Cie SCmA in the framework of an existing contractual relationship with the recipient of this document. The views and opinions contained in it are those of Bordier & Cie SCmA. Its contents may not be reproduced or redistributed by unauthorized persons. The user will be held liable for any unauthorized reproduction or circulation of this document, which may give rise to legal proceedings. All the information contained in it is provided for information only and should in no way be taken as investment, legal or tax advice provided to third parties. Furthermore, it is emphasized that the provisions of our legal information page are fully applicable to this document and namely provisions concerning the restrictions arising from different national laws and regulations. Consequently, Bordier Bank does namely not provide any investment services or advice to "US persons" as defined by the Securities and Exchange Commission rules. Furthermore, the information on our website – including the present document – is by no mean directed to such persons or entities.